



M8

INFORMATION GUIDE

M8

©2019 Balboa Water Group. Single Source Solution. All rights reserved.
3030 Airway Avenue | Costa Mesa, CA 92626 | p 714.384.0384 | www.balboawater.com
Specifications subject to change without notice.

BALBOA
water group

How can I get M8 to work to maximum effect?

Keep the cover on the spa. With the spa uncovered, the further the Set Temperature is above the ambient temperature, the less M8 will have a chance to be effective. M8 is only likely to be effective with the spa uncovered if the Set Temperature is at or below the ambient temperature.

What are the benefits of M8?

It may improve the life of the pump, if the pump does indeed get to run way fewer times each day.

In some cases, it may reduce the noise that some customers complain about, if they hear noise every time the pump runs.

Does M8 save energy?

In cases where no heating is needed at all (or where the heating source is external to the BP, and the BP heater is not used), then M8 may save a modest amount of energy (compared to M8 being disabled).

But in a situation where heating is needed to maintain the temperature, even with the spa cover on, the energy savings from M8 are likely to be completely dwarfed by the energy usage from the heater itself. In tests that some customers have done, increasing the polling interval had no consistent measurable effect on total energy usage when the spa had to maintain temperature, and that's because the heater energy usage is so overwhelming, any small reduction in usage of the pump by comparison is "in the noise" of energy readings. Also, in some spas the pump itself adds a little bit of heat, so in those cases running the pump less might require running the heater a bit more often or a bit longer, and that may offset the energy savings from less pump run.

How does M8 work?

- M8 works when the system pack is in Ready mode. Ready mode keeps the water temperature equal to or close to the set temperature.
- M8 checks the water temperature every 30, 60, 90 or 120 minutes. These time intervals are called "M8 Cycle Times".
- 120 minute cycle times can save energy and may prolong the life of the pump.
- If the water temperature is stable enough, the M8 Cycle Time will reach 120 minutes.
- If the water temperature drops significantly enough, the M8 Cycle Time may eventually drop to 30 minutes.
- If the user interacts with the panel, the M8 Cycle Time is likely to be reset to 30 minutes.

**M8 Cycle Times:
30, 60, 90 or 120 minutes.**



BP System Pack
Software Version: 43.0 (or above)

M8

©2019 Balboa Water Group. Single Source Solution. All rights reserved.
3030 Airway Avenue | Costa Mesa, CA 92626 | p 714.384.0384 | www.balboawater.com
Specifications subject to change without notice.

I sometimes see dashes ("---") instead of a water temperature. Is that normal with M8?

Yes. The BP software displays dashes instead of a water temperature when the water temperature was least measured over an hour ago. Before M8 was introduced, this rarely happened. But now, when M8 increases the Cycle Time to 90 or 120 minutes, it can easily happen (during the last 30 or 60 minutes of a Polling Cycle, respectively). It does not mean that the system is malfunctioning, it just means that the display has temporarily "forgotten" what the water temperature is. Seeing dashes actually means that M8 is working very effectively (it has increased the Cycle Time to 90 or 120 minutes).

In fact, on non-spaTouch™ panels which don't have a way to display the M8 Cycle Time, seeing dashes from time to time is the only way you can tell that M8 has increased the Cycle Time to 90 or 120 minutes.

If you really want to know at that moment what the water temperature is, you can press a Jets button (and then wait 1 minute), but that will reset M8 back to 30 minutes Cycle Time.

Does my system have M8?

M8 is implemented on any BP system with software version 43.0 or later. Your BP systems software version can be found on the topside panel or the front page of the system's technical documentation.

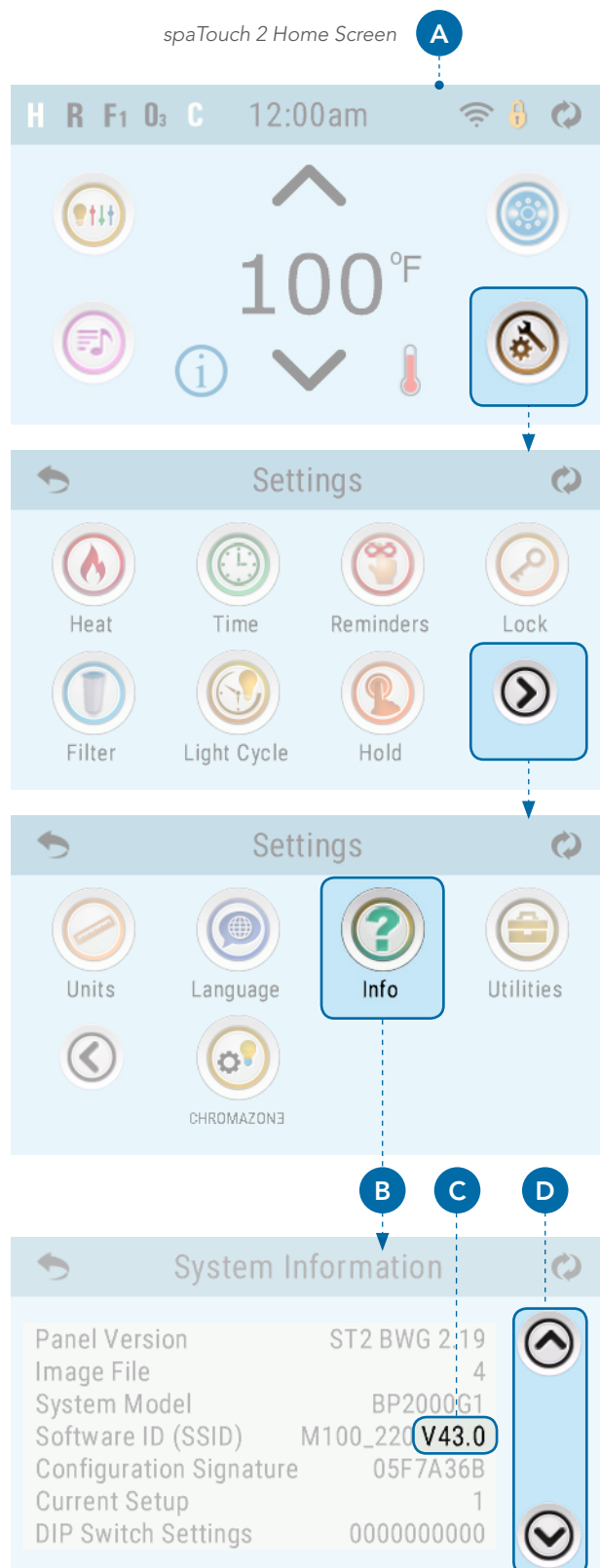
To view the system software version on the topside spaTouch™ panel, go to the *Home* screen (A), and navigate to the *System Information* screen (B). Press the *Up/Down* buttons (D) to scroll the information list. The software version is here (C).



spaTouch 2 Topside Panel

Note: The spaTouch™ 1 (icon) and spaTouch 2 user interfaces are almost identical.

For other topside panels, consult the panel User Guide to see how to get to the Information / INFO menu.



M8

©2019 Balboa Water Group. Single Source Solution. All rights reserved.
3030 Airway Avenue | Costa Mesa, CA 92626 | p 714.384.0384 | www.balboawater.com
Specifications subject to change without notice.

Does my system have M8?

(Continued)

Your BP systems software version is noted on the front page of the system's technical documentation (A).

Front page of technical document

BP2000G1 Tech Sheet

| | | |
|--------------------------|------------------------------------|-------------------|
| Customer: | Balboa Water Group | |
| Part Number: | 56377-03 | 800 Incoloy 5.5kW |
| | 56378-03 | 825 Incoloy 5.5kW |
| | 56379-03 | Titanium 5.5kW |
| | 56589-01 | Titanium 4kW |
| Custom Box Overlay | <input type="checkbox"/> | |
| Box Overlay Part Number | N/A | |
| UL System Model: | BP20-BP2000G1-AU | |
| Software Version ID: | M100_220 V36.0 | |
| Software Version: | 36.0 | A |
| File Name: | BP2000_36.0_BP2000G1_18.hex | |
| Configuration Signature: | 51800C6B | |
| Eng. Project Number: | 4776 | |
| Control Panels: | | |
| spaTouch™ 2 | Any version (version 2.0 or later | |
| Icon spaTouch™ | Any version (version 3.36 or late | |
| Menued spaTouch™ | Any version (version 2.8 or later | |
| TP900 | Version 3.1 and later (Version 3.1 | |
| TP800 | Version 3.1 and later (Version 3.1 | |
| TP600 | Version 2.7 and later | |

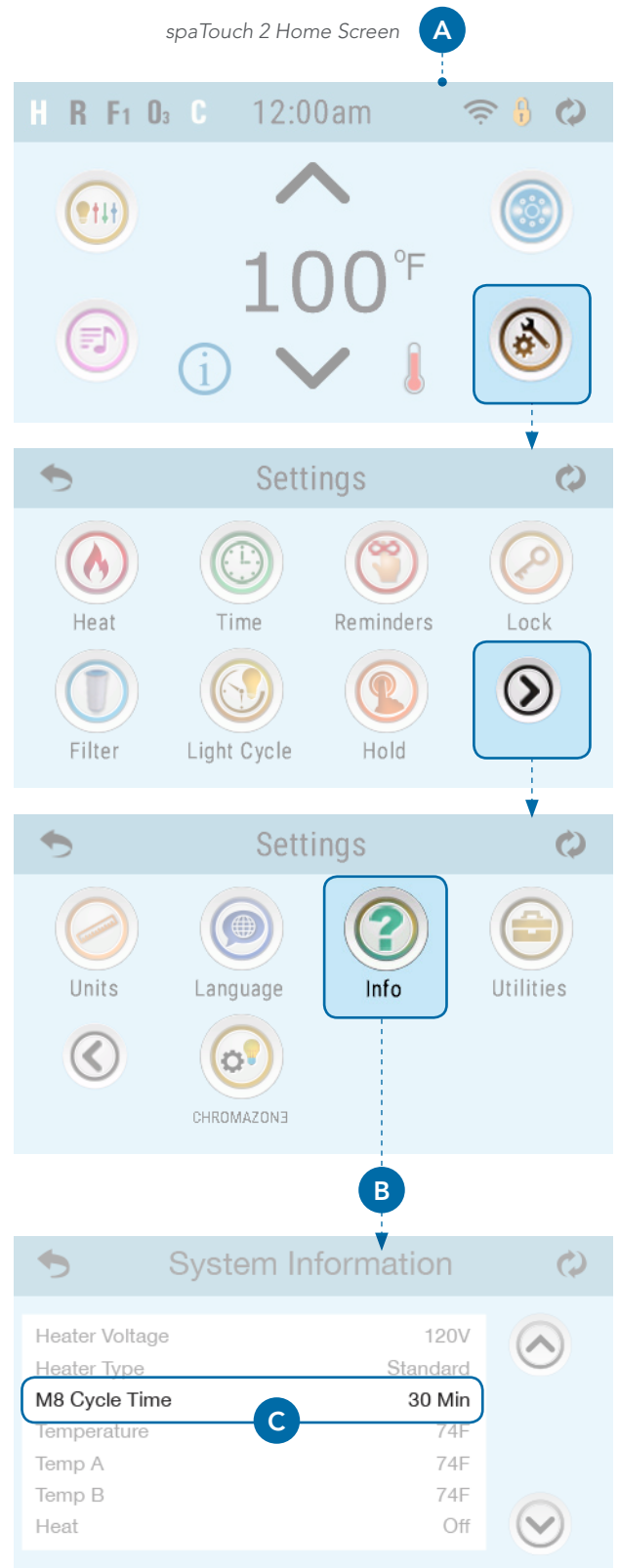
M8

©2019 Balboa Water Group. Single Source Solution. All rights reserved.
3030 Airway Avenue | Costa Mesa, CA 92626 | p 714.384.0384 | www.balboawater.com
Specifications subject to change without notice.

How can I see the M8 Cycle Time?

Go to the *Home* screen (A) on the spaTouch™ topside panel, and navigate to the *System Information* screen (B) to view the *M8 Cycle Time* (C). If M8 is turned Off, the *M8 Cycle Time* says "Disabled" on the System Information screen, and is always 30 minutes. If M8 is turned On, the *M8 Cycle Time* will be one of the following durations: 30, 60, 90 or 120 minutes. It will display as "--" if the M8 Cycle Time is not applicable (for example, in Rest Mode).

You cannot see the M8 Cycle Time on non-spaTouch™ topside panels.



M8

©2019 Balboa Water Group. Single Source Solution. All rights reserved.
3030 Airway Avenue | Costa Mesa, CA 92626 | p 714.384.0384 | www.balboawater.com
Specifications subject to change without notice.

How do I turn M8 On/Off?

Go to the *Home* screen (A) on the spaTouch™ topside panel and navigate to the *M8* screen (B). Press anywhere in the gray bar (C) to turn *M8* On or Off.

M8 On/Off is not available when using Simplified Menus on the TP600, TP500 or TP400 topside panels shown below.



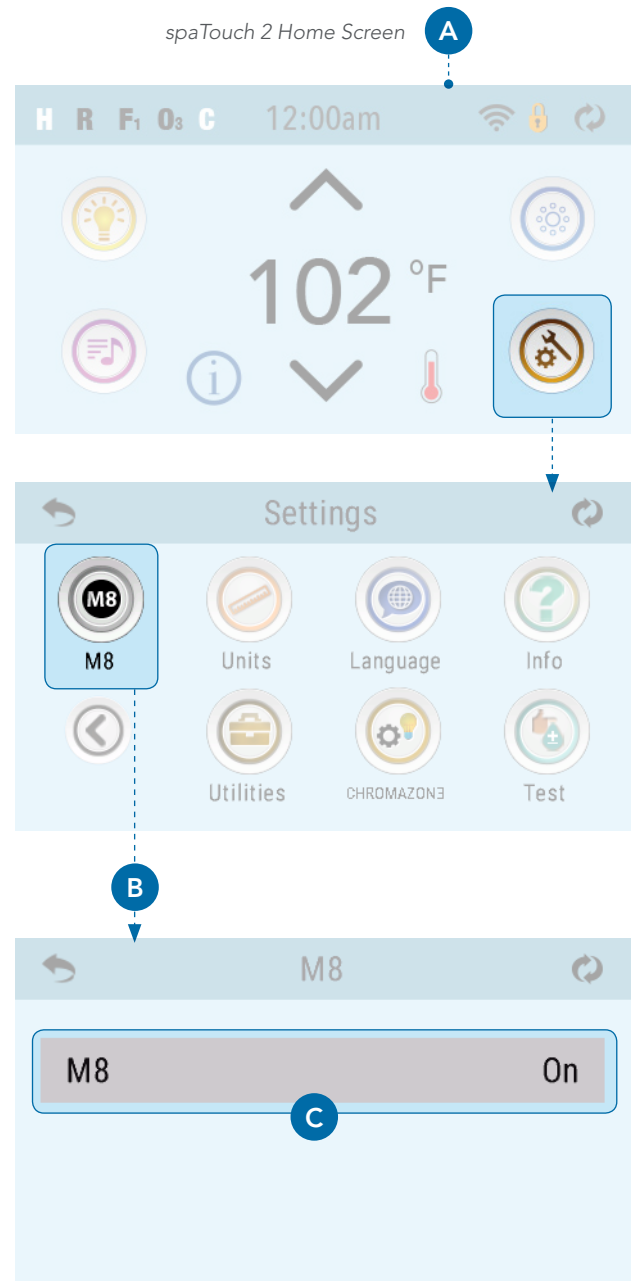
TP600 Topside Panel



TP500 Topside Panel



TP400 Topside Panel



M8

©2019 Balboa Water Group. Single Source Solution. All rights reserved.
 3030 Airway Avenue | Costa Mesa, CA 92626 | p 714.384.0384 | www.balboawater.com
 Specifications subject to change without notice.



FOR MORE INFORMATION

Visit us online at www.balboawatergroup.com/m8

M8

©2019 Balboa Water Group. Single Source Solution. All rights reserved.
3030 Airway Avenue | Costa Mesa, CA 92626 | p 714.384.0384 | www.balboawater.com
Specifications subject to change without notice.

BALBOA
water group